Adding and Subtracting Fractions Task Cards

By

Brian Hopkins





© Brian Hopkins June 2013 http://www.hopkinshoppinhappenings.com

Math Common Core Standards

4.NF.3

3. Understand a fraction *a/b* with *a* > 1 as a sum of fractions 1 / *b*.

1. Understand addition and subtraction of fractions as joining and separating parts referring to the same whole.
2. Decompose a fraction into a sum of fractions with the same denominator in more than one way, recording each decomposition by an equation. Justify decompositions, e.g., by using a visual fraction model. *Examples: 3/8 = 1/8 + 1/8 + 1/8 ; 3/8 = 1/8 + 2/8 ; 2 1/8 = 1 + 1 + 1/8 = 8/8 + 8/8 + 1/8.*
3. Add and subtract mixed numbers with like denominators, e.g., by replacing each mixed number with an equivalent fraction, and/or by using properties of operations and the relationship between addition and subtraction.

Solve word problems involving addition and subtraction of fractions referring to the same whole and having like denominators, e.g., by using visual fraction models and equations to represent the problem.

© Brian Hopkins June 2013 http://www.hopkinshoppinhappenings.com

Suggestions for Use

- Play Scoot. Put a card on each student's desk and give each student a response sheet. Each student stands behind a desk and answers that question on their paper. After a minute or two say Scoot and they move to the next desk.
- Students can play quiz, quiz trade or any of the other Kagan Cooperative Group Activities. Google "Kagan Cooperative Groups" for how to play.
- Use with a game board.
- Give children one or more questions to answer as a problem of the day.
- Print out all of the pages and have it used as a test or a pre-test.
- Place on a ring and have your students use them at a center or for early finishers.

* I did not simplify the answers on the answer key, but you are welcome to require your students to do so, that is up to you!

© Brian Hopkins June 2013 http://www.hopkinshoppinhappenings.com

1)

$$\frac{4}{8} + \frac{2}{4} =$$

2)

$$\frac{2}{3} + \frac{3}{12} =$$

3)

$$\frac{2}{6} + \frac{1}{2} =$$

4)

$$\frac{1}{3} + \frac{2}{9} =$$

© Brian Hopkins June 2013 http://www.hopkinshoppinhappenings.com

5)

$$\frac{3}{4} + \frac{1}{5} =$$

6)

$$\frac{5}{6} + \frac{2}{18} =$$

7)

$$\frac{2}{4} + \frac{1}{8} =$$

8)

$$\frac{1}{3} + \frac{2}{21} =$$

© Brian Hopkins June 2013 http://www.hopkinshoppinhappenings.com

9)

$$\frac{3}{9} + \frac{2}{3} =$$

10)

$$\frac{2}{4} + \frac{3}{5} =$$

11)

$$\frac{2}{3} + \frac{4}{8} =$$

12)

$$\frac{3}{6} + \frac{2}{8} =$$

© Brian Hopkins June 2013 http://www.hopkinshoppinhappenings.com

13)

$$\frac{2}{3} - \frac{3}{6} =$$

14)

$$\frac{3}{4} - \frac{1}{8} =$$

15)

$$\frac{2}{3} - \frac{1}{5} =$$

16)

$$\frac{3}{4} - \frac{2}{12} =$$

© Brian Hopkins June 2013 http://www.hopkinshoppinhappenings.com

17)

$$\frac{2}{3} - \frac{4}{6} =$$

18)

$$\frac{3}{5} - \frac{5}{15} =$$

19)

$$\frac{3}{4} - \frac{2}{3} =$$

20)

$$\frac{1}{2} - \frac{3}{7} =$$

© Brian Hopkins June 2013 http://www.hopkinshoppinhappenings.com

21)

$$\frac{2}{4} - \frac{1}{6} =$$

22)

$$\frac{4}{5} - \frac{2}{10} =$$

23)

$$\frac{5}{6} - \frac{1}{2} =$$

24)

$$\frac{4}{6} - \frac{2}{9} =$$

© Brian Hopkins June 2013 http://www.hopkinshoppinhappenings.com

Adding and Subtracting Fractions Task Cards
Answer Key

1) $\frac{8}{8}$

2) $\frac{11}{12}$

3) $\frac{5}{6}$

4) $\frac{5}{9}$

5) $\frac{19}{20}$

6) $\frac{17}{18}$

7) $\frac{5}{8}$

8) $\frac{9}{21}$

9) $\frac{9}{9}$

10) $\frac{22}{20}$

11) $\frac{28}{24}$

12) $\frac{18}{24}$

13) $\frac{1}{6}$

14) $\frac{5}{8}$

15) $\frac{7}{15}$

16) $\frac{7}{12}$

17) 0

18) $\frac{4}{15}$

19) $\frac{1}{12}$

20) $\frac{1}{14}$

21) $\frac{4}{12}$

22) $\frac{6}{10}$

23) $\frac{2}{6}$

24) $\frac{8}{18}$

© Brian Hopkins June 2013 http://www.hopkinshoppinhappenings.com



© Brian Hopkins June 2013 http://www.hopkinshoppinhappenings.com

More Information

Visit my TPT store for more products: http://www.teacherspayteachers.com/Store/Brian-Hopkins

Visit my Hopkins' Hoppin' Blog for more teaching ideas:
http://hopkinshoppinblog.blogspot.com/

Visit my FB page for more fun teaching ideas: http://www.facebook.com/hopkinshoppinblog

Contact me at tigermagic@bellsouth.net

Clip Art by CreativeToThe Core
Fonts by Jessica Stanford

Other Products You May Like:

© Brian Hopkins June 2013 http://www.hopkinshoppinhappenings.com